

Start TYPO3 Responsive!

Start TYPO3 Responsive! (start) extends TYPO3 with the responsive framework Foundation (Zurb), a dozen responsive Backend Layouts and some responsive Grid Elements.

It enables editors, to create responsive nested layouts within a few minutes.

It extends some backend forms for controlling the display of content elements depending on devices like smartphones, tablets and desktops.

It extends TYPO3 content elements and menus with some helpful responsive Foundation features.

A template for a responsive newsletter is included.



Version: 2.4.0, 2016-01-04

Extension Key: start

Language: en

Keywords: framework, responsive, foundation, backend, layouts, zurb, grid

Copyright 2014-2016, Dirk Wildt - Die Netzmacher, <<http://wildt.at.die-netzmacher.de>>

Table of Contents

Start TYPO3 Responsive!	1	START - FOUNDATION – BREADCRUMBS	21
Screen Shots	3	START - FOUNDATION – GMENU	21
Frontend	3	START - FOUNDATION – ICONBAR	21
Backend	4	START - FOUNDATION – ICONBAR START	22
Introduction	6	START - FOUNDATION – TOPBAR	22
What does it do?	6	START – PAGES*	23
What do you need?	6	START - SEARCH ENGINE OPTIMISATION	23
Audience	6	START – TEMPLATES*	23
Installation	7	Reference	24
Configuration	8	Start [1]	24
Foundation Framework (cb_foundation)	8	Start [1] +Gridelements	29
Start TYPO3 Responsive! (start)	8	Start [2] Foundation	30
Grid Elements	9	Start [2] +Foundation Icons 3	38
First Steps	10	Start [8] +E-Mail	39
Pages	10	Start [9] Debug	45
Backend Layout	10	Adapt Start to your needs	46
Next Steps	10	CSS	46
Features and Samples	11	HTML	46
Backend Layouts	11	Helpful suggestions and benefits	47
Navigation	12	Forum	47
Grid Layout	14	Packages for Sponsors	48
Panel	15	Fun – 50 EUR	48
Callout	15	Logo – 150 EUR	48
Modal	16	Patron – 500 EUR	48
RTE-Editor	17	Further Information	49
Visibility classes	17	Website	49
Flexible Video	17	Manual in PDF	49
Responsive Newsletter	18	Development	49
Requirements	18	Responsive Framework Foundation	49
TypoScript	18	Professional Support	49
Backend Layout	19	Credits	49
Header and Footer	19	Other extensions published by Die Netzmacher	50
Content	19	Known Bugs	51
User Interface: Constant Editor	20	Change Log	52
START - COMPRESS CSS AND JSS	20	Illustration index	55
START – CONFIG*	20	Alphabetical Index	56
START – FAVICON	21		

Screen Shots

Frontend

Desktop



Illustration 1: <http://start-typo3-responsive.de/>



Illustration 2: <http://die-exen.de/>



Illustration 3: <http://die-netzmacher.de/>



Illustration 4: <http://neukoellner-talente.de/>

Samples with the default Foundation CSS only (start-typo3-responsive.de) and with the extension Start TYPO3 Responsive Customer (startcustomer) additionally.

Smartphone



Illustration 5: <http://start-typo3-responsive.de/>



Illustration 6: <http://die-exen.de/>



Illustration 7: <http://die-netzmacher.de/>



Illustration 8: <http://neukoellner-talente.de/>

Samples with the default Foundation CSS only (start-typo3-responsive.de) and with the extension Start TYPO3 Responsive Customer (startcustomer) additionally.

Backend

User Interface

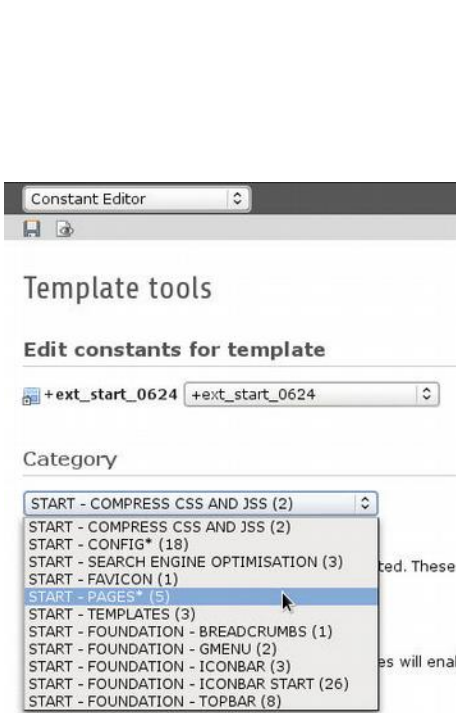


Illustration 9: User interface with 11 forms

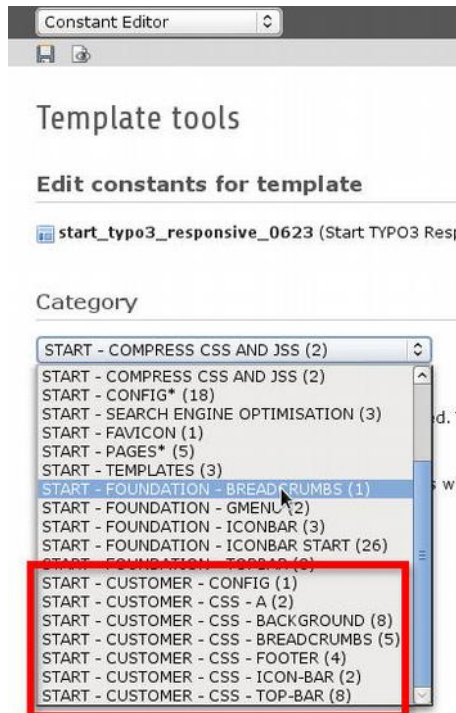


Illustration 10: Extended user interface

Start TYPO3 Responsive! (start) adds 11 forms to the TypoScript user interface of TYPO3. The extension Start TYPO3 Responsive Customer (startcustomer) adds seven forms more.



Illustration 11: Icon-Bar Start

Backend Layouts



12: Default

13: Simple: Main | Right

14: Bronze: Main

15: Silver: Top | Bottom

16: Newsletter

Some Backend Layouts. See more at "Backend Layouts" on page 11 below.

Grid Layouts



17: 1 column

18: 2 columns

19: 6 columns

Some Grid Layouts. See more at "Grid Layout" on page 14 below.

Introduction

What does it do?

- Start TYPO3 Responsive! (start) extends TYPO3 with the responsive framework Foundation (Zurb)¹, a dozen responsive Backend Layouts and some responsive Grid Elements.
- It enables editors, to create responsive nested layouts within a few minutes.
- It extends some backend forms for controlling the display and hide of content elements depending on devices like smartphones, tablets and desktops.²
- It extends TYPO3 content elements and menus with some helpful responsive Foundation features like
 - Breadcrumbs
 - Clearing Lightbox
 - Flexible Video
 - Icon Bar
 - Side Nav
 - Top Bar
- You can customise a lot of CSS properties – especially colours – by an user interface.
- It provides a template for an extensive responsive newsletter.
- You should need no longer than 15 minutes for a ready-for-use responsive TYPO3.

What do you need?

- A TYPO3-Installation.
- If you want to use the ready-for-use Grid Layouts, an empty table for Grid-Layouts.

Audience

- TYPO3 agencies
- TYPO3 integrators
- TYPO3 developers

¹ <http://foundation.zurb.com/>. start is using the extension "Foundation Framework" (cb_foundation)

² dito.

Installation

Install and enable

- Foundation Framework (cb_foundation)
- Grid Elements (gridelements)
- Start TYPO3 Responsive! (start)¹

¹ If you need a developer version, please refer to <https://forge.typo3.org/projects/extension-start/wiki>

Configuration

Foundation Framework (cb_foundation)

- Nothing to do.

Start TYPO3 Responsive! (start)

New Website

- Add a TypoScript template to your root page.

Existing Website

- Disable / hide the TypoScript template of your root page.

Both – existing and New Website

Take your TypoScript root template:

- Options
 - Clear: [X] Constants, [X] Setup
 - Rootlevel: [X]
- Include the static templates
 - CSS Styled Content (css_styled_content)
 - Gridelements (gridelements)
 - Foundation framework (cb_foundation)
 - Foundation framework (default CSS) (cb_foundation)¹
 - Start [1] (start)
 - Start [1] +Gridelements (start)
 - Start [2] Foundation (start)
 - Start [2] +Foundation Icons 3 (start)
 - Start Customer (startcustomer)²
- Configure some base properties like the base URL and language properties with the Constant Editor.
See: category [START - CONFIG]
- Configure the pid of your root page with the Constant Editor.
See: category [START - PAGES] > field: Root page: *Your root page id*

¹ Not needed, if you are using a Start Customer template. See "Start Customer" below.

² Only in case of a customer extension for Start.

Grid Elements

- Add a folder for grid layouts. For example
 - Grid Layouts¹
- Create backend layouts (**use it only, if your table `tx_gridelements_backend_layout` is empty!**)
 - edit `typo3conf/ext/start/ext_tables_static+adt.sql`
 - replace 'xyz' with the page id of your folder "backend layouts" from above
 - Copy the SQL statements from the file and paste it into PhpMyAdmin
 - Send the SQL statements
- Create backend layouts icons
 - Copy the icons to the `tx_gridelements` folder in uploads:


```
cp -aR typo3conf/ext/start/Resources/Public/uploads/tx_gridelements/* uploads/tx_gridelements/
```
- Check the content of your folder "backend layouts". It should contain 8 backend layouts.

¹ On the top level.

First Steps

Pages

Existing Website

Nothing to do but adding a page called page 2 for playing with samples.

New Website

Add some pages like

- page 1
- page 2
 - page 2.1
 - page 2.2
- page 3

Backend Layout

- Select your root page.
- Select a layout¹ for the current page and the subpages too.
Here: [Start Bronze 1: | MAIN |]



20: Bronze: MAIN

Next Steps

Please cross "Features and Samples" on page 11 below for the next steps.

¹ See page properties > Appearance

Features and Samples

Backend Layouts



21: Default



22: Simple: MAIN



23: Simple: Left | MAIN



24: Simple: MAIN | Right



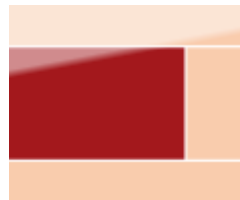
25: Left | MAIN | Right



26: Bronze: MAIN



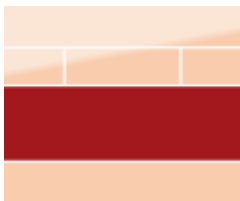
27: Bronze: Left | MAIN



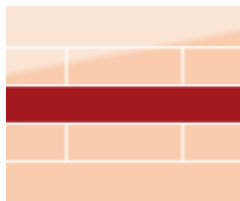
28: Bronze: MAIN | Right



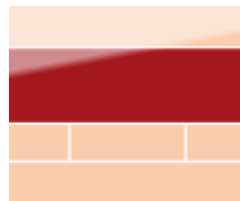
29: Left | MAIN | Right



30: Silver: Top | MAIN



31: Top | MAIN | Bottom



32: MAIN | Bottom



33: Newsletter

You are selecting a Backend Layout

- page properties
- tab [Appearance]
- Page Layout

Navigation



Illustration 34: Top-Bar

Top Bar

Add a menu. Here the foundation top bar.

- Select your root page.
- Add to the header area
 - a special element. Here: a special menu
 - Select [Start: Foundation Top Bar]
- Configure the top bar with the Constant Editor.
See: category [START - FOUNDATION - TOPBAR]



Illustration 35: Breadcrumbs

Breadcrumbs

Add a menu. Here the foundation breadcrumbs.

- Select your root page.
- Add to the header area below of the top bar
 - a special element. Here: a special menu
 - Select [Start: Foundation Breadcrumbs]
- Configure the breadcrumbs with the Constant Editor.
See: category [START - FOUNDATION – BREADCRUMBS]

Side Nav

Add a menu. Here the foundation side nav.

- Select your root page.
- Add to the footer area
 - a special element. Here: a special menu
 - Select Menu Type: [Start: Foundation Side Nav from directories]
 - Select page: Page 2




Illustration 36: Icon-Bar

Icon Bar

Add a menu. Here the foundation icon bar.

- Select your root page.
- Add to the footer area below of your side nav
 - a special element. Here: a special menu
 - Select Menu Type: [Start: Foundation Icon bar Start]
- Configure the Icon bar Start with the Constant Editor.
 - Category [START - FOUNDATION – ICONBAR START]
 - Class: icon-bar five-up
 - 10 pid: page id of your root page (here:8773)
 - 10 modal: false

How to use a modal is explained in the section "Modal" on page 16 below.

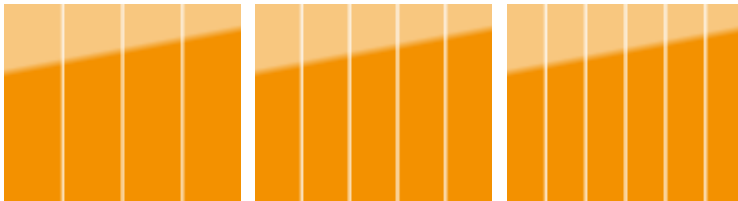
Grid Layout



37: 1 column

38: 2 columns

39: 3 columns



40: 4 columns

41: 5 columns

42: 6 columns

Two Columns

Add a two columns grid layout.

- Select your page 2.
- Add to the content area a Grid Element
 - Header: "Grid Layout with two columns"
 - Grid Layout: [Columns 2]
 - Save the form
 - Large columns arrangement: [6 | 6]
 - Medium columns arrangement: [6 | 6]
 - Small columns arrangement: [12 | 12]
- Add to the column 2 of your grid layout a content element TEXT
 - Header: Column 2
 - Text: My second text in the second column of my first grid layout.

Nested Grid Layout

Add a two columns grid layout to the second columns of your first grid layout (see above)

- Add above the TEXT element "Column 2" a Grid Element
 - Header: "Grid Layout with three columns"
 - Grid Layout: [Columns 3]
 - Save the form
 - Large columns arrangement: [4 | 4 | 4]
 - Medium columns arrangement: [12 | 12 | 12]
 - Small columns arrangement: [12 | 12 | 12]
- Add to the column 1 of your second grid layout a content element TEXT
 - Header: Col 2.1
 - Text: My first text in the first column of my second grid layout.
- Repeat the last step for the second and the third column.
 - Adapt the header and the text.



Panel

Move the second grid layout to a panel.

- Edit the second Grid Element "Grid Layout with three columns"
 - Grid Layout: [Columns 3]
 - Set [Appearance] > Indentation and Frames to [Panel]

Callout

Repeat the step from above, but set Indentation and Frames to [Callout]



Illustration 46: A modal

Modal

Content Element

Add to your root page a page "Modals".

- Set both Backend Layouts – this page and subpages – to [Start Simple 1: | Main |]
- Move the page type from [Default] to [Folder].

Add to the folder "Modals" the folder "Contact" (in my sample the folder got the page id 8780).

Add to the content area of the folder "Contact" a content element:

- General
 - Type: [Text & Images]
 - Header: Contact
 - Text: Your name, phone number and e-mail-address.
- Images
 - Upload a portrait of you.
- Appearance
 - Image Adjustments: Width: 100
 - Image Alignment: [Beside Text, Left]
 - Number of columns: [1]

Link with the Icon Bar

Link the content with an icon of the Icon Bar Start (see section "Icon Bar" on page 13 above).

- Configure the Icon Bar Start with the Constant Editor.
 - Category [START - FOUNDATION – ICONBAR START]
 - 20 pid: page id of the modal folder contact (here: 8780)

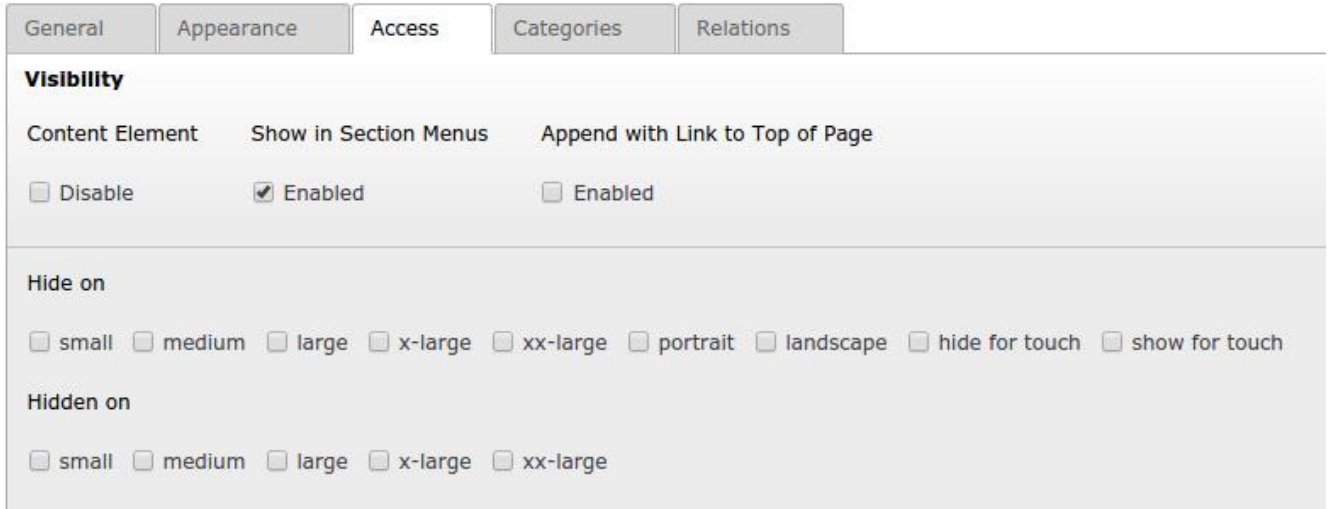
RTE-Editor

cb_foundation provides some custom configurations for the RTE.

See details at

- https://docs.typo3.org/typo3cms/extensions/cb_foundation/UserManual.html#rte

Visibility classes



The screenshot shows the 'Access' tab of a configuration page. Under the 'Visibility' section, there are three main options: 'Content Element', 'Show in Section Menus', and 'Append with Link to Top of Page'. Each has a checkbox: 'Content Element' is disabled, 'Show in Section Menus' is enabled, and 'Append with Link to Top of Page' is enabled. Below this, there are sections for 'Hide on' and 'Hidden on', each with a row of checkboxes for different screen sizes (small, medium, large, x-large, xx-large) and orientations (portrait, landscape), as well as 'hide for touch' and 'show for touch'.

Illustration 47: Visibility classes

See details at

- https://docs.typo3.org/typo3cms/extensions/cb_foundation/UserManual.html#visibility

Flexible Video



48: Desktop

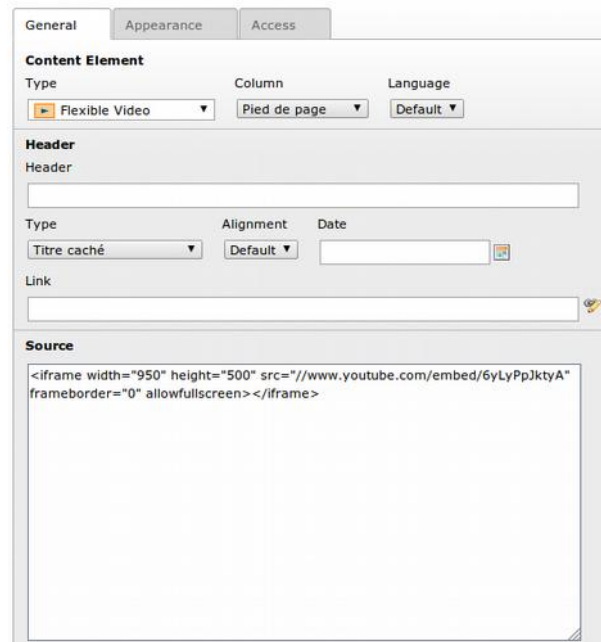
Kino-Spot und Trailer

Neuköllner Talente Spot



Mehrere Berliner Kinos werben für das Projekt „Neuköllner Talente“. Der Spot, mit dem das Talenteprojekt präsentiert wird, läuft ab sofort in Neukölln im Rollberg Kino, im Neuen Off. im Karli und in der Passage. In

49: Smartphone



The screenshot shows the 'Access' tab of a configuration page for a 'Flexible Video' content element. It includes fields for 'Type' (set to 'Flexible Video'), 'Column' (set to 'Pied de page'), and 'Language' (set to 'Default'). There is a 'Header' section with a text input field. Below that, there are fields for 'Type' (set to 'Titre caché'), 'Alignment' (set to 'Default'), and 'Date'. A 'Link' field is also present. At the bottom, there is a 'Source' field containing an iframe code: `<iframe width="950" height="500" src="//www.youtube.com/embed/6yLyPpJktyA" frameborder="0" allowfullscreen></iframe>`.

Illustration 50: Flexible Video in the Backend

See:

- Details at: https://docs.typo3.org/typo3cms/extensions/cb_foundation/UserManual.html#flexible-video
- Live sample at: <http://neukoellner-talente.de/videos/>

Responsive Newsletter

Requirements

- You are using Direct Mail¹.
- You have configured Direct Mail.
- You have added a Direct Mail folder to the page tree.

TypoScript

- Select the Direct Mail folder.
- Disable all TypoScript templates.
- Add the TypoScript template:

- `page_page-name_id2`

Configure the template like in the sample below.

[General]

- Constants³

```
// plugin.tx_directmail_pil
// start.config
// styles.content
```

```
plugin.tx_directmail_pil {
    siteUrl = http://your-domain.com/
}

start {
    config {
        absRefPrefix      = http://your-domain.com/
        htmlTag_langKey   = de
        language          = de
        locale_all        = de_DE.UTF-8
        tx_realurl_enable = 1
    }
}

styles {
    content {
        imgtext {
            maxWinText = 260
            maxW       = 580
        }
    }
}
```

[Options]

- Clear
 - Constants
 - Setup
- Rootlevel
 -



Illustration 51: Responsive Newsletter

1 Direct Mail isn't obligated, but this tutorial refer to Direct Mail only.
 2 Recommended only: `page-name` is the name or short name of the folder. The `id` is the id of your TypoScript template.
 3 All properties are editable by the Constant Editor

[Includes]

- Include static (from extensions)
 - CSS Styled Content (css_styled_content)
 - Direct Mail Content Boundaries (direct_mail)
 - Direct Mail Plain text (direct_mail)
 - Start [1] (start)
 - Start [8] +e-mail (start)
 - Start *Customer* [8] E-Mail (startcustomer)¹

Backend Layout



52: Newsletter

Select the newsletter backend layout:

- [General]
 - Move the page type from [folder] to [default]
- [Appearance]
 - Backend Layout (this page only): [Start Newsletter Basic: | MAIN |]
 - Backend Layout (subpages of this page): [Start Newsletter Basic: | MAIN |]
- [General]
 - Move the page type from [default] to [folder]

Header and Footer

Your Direct Mail folder has now a header section and a footer section.

Add to the header section your header.

Add to your footer section your footer.

Header and footer will handed down the every subpage, which doesn't have any own heder and footer.

Content

Add to your Direct Mail folder a page.

Add to the content section of this page the content of your newsletter.

¹ Optional: An additional static template of a Start *customer* extension

User Interface: Constant Editor

START - COMPRESS CSS AND JSS

Prefix: start.compress

Property:	Data type:	Description:	Default
css	boolean	CSS: If set, CSS files will compressed and concatenated. These properties will enabled: config.compressCss, config.concatenateCss.	TRUE
jss	boolean	JSS: If set, JSS files will compressed. These properties will enabled: config.compressJs, config.concatenateJs.	TRUE

START – CONFIG*

Prefix: start.config

Property:	Data type:	Description:	Default
absRefPrefix	boolean	absRefPrefix: If this value is set, then all relative links in TypoScript are prepended with this string. Prefixing all links with a "/" results in absolute link paths: /. Prefixing all links with the path to a subdirectory: /some-subsite/. Prefixing all links with a URI scheme: http://example.com/.	
admPanel	boolean	Admin Panel: Display the admin panel in the frontend for a logged in backend user	TRUE
baseURL	string	Base URL*: *Obligate! Your base URL with ending slash. Example: http://die-netzmacher.de/	
doctype	string	Document type: <ul style="list-style-type: none"> html5 for the HTML5 doctype. none for no doctype at all. xhtml_11 for the XHTML 1.1 doctype. xhtml_basic for the XHTML basic doctype. xhtml_frames for the XHTML 1.0 Frameset doctype. xhtml_strict for the XHTML 1.0 Strict doctype. xhtml+rdfa_10 for the XHTML+RDFa 1.0 doctype. xhtml_trans for the XHTML 1.0 Transitional doctype. 	html5
clearAtMidnight	boolean	Clear cache at midnight: Obligated, if your are using calender items.	FALSE
headerComment	string	Header comment: The content is added before the "TYPO3 Content Management Framework" comment in the <head> section of the page. Use this to insert a note like that "Programmed by My-Agency". Default: Development by http://die-netzmacher.de: responsive TYPO3.	See description
pageTitleFirst	boolean	Pagetitle first: TYPO3 by default prints a HTML title tag in the format "website: page title". If pageTitleFirst is set (and if the page title is printed), then the page title will be printed IN FRONT OF the template title. So it will look like "page title: website".	FALSE
language	string	Language: Example for German: de	en
htmlTag_langKey	string	Language HTML: HTML tag langauge keyExample for German: de	en
locale_all	string	Language local all: Example for German: de_DE.UTF-8	en_GB.UTF-8
tx_realurl_enable	boolean	Real URL	FALSE
typolinkEnableLinksAcrossDomains	boolean	Enable links across domains: This option enables to create links across domains using current domain's linking scheme. This option implies "config.typolinkCheckRootline=1", which will be activated automatically. Setting value of "config. typolinkCheckRootline" inside TS template will have no effect.	FALSE
prefixLocalAnchors	boolean	Prefix local anchors: Recommended: all. If set to one of the keywords, the content will have all local anchors in links prefixed with the path of the script. Basically this means that will be transformed to . This procedure is necessary if the <base> tag is set (e.g. if the "realurl" extension is used to produce speaking URLs). See property "config.baseURL". all: The content is always processed before it is possibly stored in cache (or not stored in cache). cached: The content is only processed, if the page will be put into the cache. output: The content is processed just before it is echoed out.	all

Property:	Data type:	Description:	Default
disablePrefixComment	boolean	Disable prefix comment: If set, the stdWrap property "prefixComment" will be disabled, thus preventing any revealing and space-consuming comments in the HTML source code.	TRUE
removeDefaultJS	string	Remove default JS: If set, the default JavaScript in the header will be removed. The default JavaScript is the blurLink function and browser detection variables. Special case: If the value is "external", then the default JavaScript is written to a temporary file and included from that file. See "inlineStyle2TempFile" below.	external
inlineStyle2TempFile	boolean	inlineStyle2TempFile: If set, the inline styles TYPO3 controls in the core are written to a file, typo3temp/stylesheets_[hashstring].css, and the header will only contain the link to the stylesheet. The file hash is based solely on the content of the styles.	TRUE
spamProtectEmailAddresses	integer	Protect e-mail: If set, then all email addresses in typolinks will be encrypted so spam bots cannot detect them. Range from -10 to 10.	-3
spamProtectEmailAddresses_atSubst	string	Substitute @:Substitute label for the at-sign (@). Default: @remove-this.	See description

START – FAVICON

Prefix: start

Property:	Data type:	Description:	Default
favicon	string	Path: Path to the favicon Default: typo3conf/ext/start/Resources/Public/Images/favicon.ico	See description

START - FOUNDATION – BREADCRUMBS

Prefix: start.foundation.breadcrumbs

Property:	Data type:	Description:	Default
includeNotInMenu	integer	includeNotInMenu: Display a page title even it isn't visible in the menu	FALSE

START - FOUNDATION – GMENU

Prefix: start.foundation.gmenu

Property:	Data type:	Description:	Default
no.listNum	integer	listNum NO: position of the image in the list of images for the menu in the NO (normal) state	0
ro.listNum	integer	listNum RO:position of the image in the list of images for the menu in the RO (rollover) state	1

START - FOUNDATION – ICONBAR

Prefix: start.foundation.iconbar

Property:	Data type:	Description:	Default
class	string	Class: HTML class of the icon-bar Default: icon-bar vertical five-up	See description
no.listNum	integer	listNum NO: position of the image in the list of images for the menu in the NO (normal) state	0
ro.listNum	integer	listNum RO:position of the image in the list of images for the menu in the RO (rollover) state	1




Illustration 53: Foundation Icons

START - FOUNDATION – ICONBAR START

Prefix: start.foundation.**iconbarStart**

Property:	Data type:	Description:	Default
class	string	Class: HTML class of the icon-bar Default: icon-bar vertical five-up	See description
10.title	string	10 title: title-tag	Home
10.pid	integer	10 pid: page id of the link target. If it is empty or 0, any icon won't displayed.	10000
10.modal	boolean	10 modal: If enabled, content of the link target will displayed in a modal	TRUE
10.fi-class	string	10 class: Foundation i-class. See at http://zurb.com/playground/foundation-icon-fonts-3	fi-home
10.aria-label	string	10 aria-label:	Home
20.title	string	20 title: title-tag	Contact data
20.pid	integer	20 pid: page id of the link target. If it is empty or 0, any icon won't displayed.	20000
20.modal	boolean	20 modal: If enabled, content of the link target will displayed in a modal	TRUE
20.fi-class	string	20 class: Foundation i-class. See at http://zurb.com/playground/foundation-icon-fonts-3	fi-info
20.aria-label	string	20 aria-label:	contact
30.title	string	30 title: title-tag	News
30.pid	integer	30 pid: page id of the link target. If it is empty or 0, any icon won't displayed.	30000
30.modal	boolean	30 modal: If enabled, content of the link target will displayed in a modal	TRUE
30.fi-class	string	30 class: Foundation i-class. See at http://zurb.com/playground/foundation-icon-fonts-3	fi-megaphone
30.aria-label	string	30 aria-label:	news
40.title	string	40 title: title-tag	Shop
40.pid	integer	40 pid: page id of the link target. If it is empty or 0, any icon won't displayed.	40000
40.modal	boolean	40 modal: If enabled, content of the link target will displayed in a modal	TRUE
40.fi-class	string	40 class: Foundation i-class. See at http://zurb.com/playground/foundation-icon-fonts-3	fi-shopping-cart
40.aria-label	string	40 aria-label:	shop
50.title	string	50 title: title-tag	Newsletter
50.pid	integer	50 pid: page id of the link target. If it is empty or 0, any icon won't displayed.	50000
50.modal	boolean	50 modal: If enabled, content of the link target will displayed in a modal	TRUE
50.fi-class	string	50 class: Foundation i-class. See at http://zurb.com/playground/foundation-icon-fonts-3	fi-mail
50.aria-label	string	50 aria-label:	Newsletter

START - FOUNDATION – TOPBAR

Prefix: start.foundation.**topbar**

Property:	Data type:	Description:	Default
name	string	Name: Your company name. I.e: Die Netzmacher	TYPO3 Start
title	string	Title: Title tag of the top bar name. I.e: TYPO3 agency Default: Start TYPO3 Responsive! (start)	See description
icon.label.default	string	Icon label: The icon lable is displayed in minimised menus.	Menu
icon.label.de	string	Icon label (German): The icon lable for minimised menus in German language.	Menü
position	string	Top bar position: Full-browser width by default. To make the top bar stay fixed as you scroll, select "fixed". If you want your navigation to be set to your grid width, wrap it with "contain-to-grid". You may use fixed and contain-to-grid together.	contain-to-grid
section.position	string	Main menu position: left or right.	right
is_hover	boolean	Mouse hover:Recommended. Top bar menus will open by a mouse hover, visitor doesn't need to click.	TRUE
mobile_show_parent_link	boolean	Show parent link: Recommended. Will copy parent links into dropdowns for mobile navigation.	TRUE

START – PAGES*

Prefix: start.pages

Property:	Data type:	Description:	Default
root	integer	Home*: *Obligate:Uid of your home page.	1
contact	integer	Contact data*: *Obligate:Uid of page which contains any contact data.	
news	integer	News: Uid of page which contains your news.	
shop	integer	Shop: Uid of page which contains your shop.	
footer.library	integer	Footer Library: Uid of the footer library folder.	9999

START - SEARCH ENGINE OPTIMISATION

Prefix: start.page.meta

Property:	Data type:	Description:	Default
author	string	author: Default author. Default: Start TYPO3 Responsive!	See description
keywords	string	description: Default keywords. Default: TYPO3, Start, responsive, Foundation	See description
description	string	description: Default description. Default: Start TYPO3 Responsive! And you'll get a responsive TYPO3 in 15 minutes - based on the responsive framework Foundation (Zurb)	See description

START – TEMPLATES*

Prefix: start.fluid.path

Property:	Data type:	Description:	Default
layouts	string	Layout: Path to the fluid layouts. With ending slash! Default: EXT:start/Resources/Private/Templates/Layouts/	See description
partials	string	Partials: Path to the fluid partials. With ending slash! Default: EXT:start/Resources/Private/Templates/Partials/	See description
templates	string	Templates: Path to the fluid templates. With ending slash! Default: EXT:start/Resources/Private/Templates/	See description

Reference

It is recommended to use the TypoScript user interface – the Constant Editor – for editing TypoScript.

Start [1]

TypoScript template Start [1]. See: Configuration/TypoScript/Base/

config

Property:	Data type:	Description:
config	array	<pre> config { absRefPrefix = {\$start.config.absRefPrefix} admPanel = {\$start.config.admPanel} baseURL = {\$start.config.baseURL} cache_clearAtMidnight = {\$start.config.cache_clearAtMidnight} compressCss = {\$start.compress.css} compressJs = {\$start.compress.jss} concatenateCss = {\$start.compress.css} concatenateJs = {\$start.compress.jss} disablePrefixComment = {\$start.config.disablePrefixComment} doctype = {\$start.config.doctype} headerComment = {\$start.config.headerComment} htmlTag_langKey = {\$start.config.htmlTag_langKey} inlineStyle2TempFile = {\$start.config.inlineStyle2TempFile} language = {\$start.config.language} locale_all = {\$start.config.locale_all} pageTitleFirst = {\$start.config.pageTitleFirst} prefixLocalAnchors = {\$start.config.prefixLocalAnchors} removeDefaultJS = {\$start.config.removeDefaultJS} spamProtectEmailAddresses = {\$start.config.spamProtectEmailAddresses} spamProtectEmailAddresses_atSubst = \ {\$start.config.spamProtectEmailAddresses_atSubst} tx_realurl_enable = {\$start.config.tx_realurl_enable} typolinkEnableLinksAcrossDomains = \ {\$start.config.typolinkEnableLinksAcrossDomains} } </pre>

page

Property:	Data type:	Description:
page	array	<pre> page = PAGE page { bodyTagCObject = TEXT bodyTagCObject { insertData = 1 value = <body id="bodyId-{TSFE:id}"> } meta { author = {\$start.page.meta.author} keywords { field = keywords ifEmpty = {\$start.page.meta.keywords} keywords = 1 } description { field = description ifEmpty = {\$start.page.meta.description} } viewport = width=device-width, initial-scale=1.0 } shortcutIcon = {\$start.favicon} typeNum = 0 // start FLUIDTEMPLATES 63148 = CASE 63148 { ... -> See page.63148 below } } </pre>

page.63148

Property:	Data type:	Description:
page.63148	array	<pre> page = PAGE page { // start FLUIDTEMPLATES 63148 = CASE 63148 { key { data = levelfield:-2,backend_layout_next_level,slide override { field = backend_layout } } default = TEXT default { data = levelfield:-2,backend_layout_next_level,slide override { field = backend_layout } } noTrimWrap { stdWrap { cObject = TEXT cObject { ... -> Please inspect the code with the TypoScript Object Browser } } } } // One column: content start_bronze_01 = FLUIDTEMPLATE start_bronze_01 { file = {\$start.fluid.path.templates}bronze_01.html layoutRootPath = {\$start.fluid.path.layouts} partialRootPaths { 10 = {\$start.fluid.path.partials} } variables { } settings { classColMainContentMain = } stdWrap { ... -> Please inspect the code with the TypoScript Object Browser } } // Two columns: content right start_bronze_02 < .start_bronze_01 start_bronze_02 { ... -> Please inspect the code with the TypoScript Object Browser } // Two columns: left content start_bronze_03 < .start_bronze_01 start_bronze_03 { ... -> Please inspect the code with the TypoScript Object Browser } // Three columns: left content right start_bronze_04 < .start_bronze_01 start_bronze_04 { ... -> Please inspect the code with the TypoScript Object Browser } ... -> Please inspect the code with the TypoScript Object Browser } </pre>

start.strcuture.content

Prefix: start.strcuture

Property:	Data type:	Description:
content	array	<pre> start { structure { // bottomLeft (4), bottomCenter (6), bottomRight (5), // main (0), topLeft (1), topCenter (3), topRight (2) content = content { // CONTENT, stdWrap bottom = COA bottom { ... -> Please inspect the code with the TypoScript Object Browser } // CONTENT, stdWrap bottomLeft = COA bottomLeft { ... -> Please inspect the code with the TypoScript Object Browser } // CONTENT, stdWrap bottomCenter < start.structure.content.bottomLeft bottomCenter { ... -> Please inspect the code with the TypoScript Object Browser } // CONTENT, stdWrap bottomRight < start.structure.content.bottomLeft bottomRight { ... -> Please inspect the code with the TypoScript Object Browser } // CONTENT, stdWrap left = COA left { ... -> Please inspect the code with the TypoScript Object Browser } // CONTENT, stdWrap main = COA main { ... -> Please inspect the code with the TypoScript Object Browser } // CONTENT, stdWrap right = COA right { ... -> Please inspect the code with the TypoScript Object Browser } // CONTENT, stdWrap topLeft = COA topLeft { ... -> Please inspect the code with the TypoScript Object Browser } // CONTENT, stdWrap topCenter < start.structure.content.topLeft topCenter { ... -> Please inspect the code with the TypoScript Object Browser } // CONTENT, stdWrap topRight < start.structure.content.topLeft topRight { ... -> Please inspect the code with the TypoScript Object Browser } } } } </pre>

start.strcuture.footer

Prefix: start.strcuture

Property:	Data type:	Description:
footer	array	<pre> start { structure { // bottom (22), left (23), main (21), right (24), top (20) footer = footer { // CONTENT, stdWrap bottom = COA bottom { ... -> Please inspect the code with the TypoScript Object Browser } left < start.structure.content.bottom left { ... -> Please inspect the code with the TypoScript Object Browser } // CONTENT, stdWrap library = COA library { ... -> Please inspect the code with the TypoScript Object Browser } main < start.structure.content.bottom main { ... -> Please inspect the code with the TypoScript Object Browser } right < start.structure.content.bottom right { ... -> Please inspect the code with the TypoScript Object Browser } // CONTENT, stdWrap top < start.structure.content.bottom top { ... -> Please inspect the code with the TypoScript Object Browser } } } } </pre>

start.strcuture.header

Prefix: start.strcuture

Property:	Data type:	Description:
header	array	<pre> start { structure { // bottom (12), left (13), main (11), right (14), top (10) header = header { // CONTENT, stdWrap bottom = COA bottom { ... -> Please inspect the code with the TYPOscript Object Browser } // CONTENT, stdWrap left < start.structure.header.bottom left { ... -> Please inspect the code with the TYPOscript Object Browser } // CONTENT, stdWrap main < start.structure.header.bottom main { ... -> Please inspect the code with the TYPOscript Object Browser } // CONTENT, stdWrap right < start.structure.header.bottom right { ... -> Please inspect the code with the TYPOscript Object Browser } // CONTENT, stdWrap top < start.structure.header.bottom top { ... -> Please inspect the code with the TYPOscript Object Browser } } } } </pre>

Start [1] +Gridelements

TypoScript template Start [1] +Gridelements. See: Configuration/TypoScript/Base/Start/Gridelements/

start.gridelements.1 to 6

Prefix: start.gridelements

Property:	Data type:	Description:
1	array	<pre> start { // for proper comments only gridelements { } // 1 column gridelements = gridelements { 1 < lib.gridelements.defaultGridSetup // for proper comments only 1 { } // 1 column: wrap, columns 1 = 1 { wrap { stdWrap { cObject = COA cObject { // <div ... 10 = TEXT 10 { value = <div class="row } // class 20 = TEXT 20 { field = flexform_class noTrimWrap = required = 1 } // ... /div> 30 = TEXT 30 { value = "> </div> } } } } } columns { default { wrap { stdWrap { cObject = COA cObject { // class 10 = TEXT 10 { field = flexform_class noTrimWrap = required = 1 } } } } noTrimWrap = <div class="columns "> } wrap2 = </div> } } } </pre>
2 to 6	array	See code for start.gridelements.1 above

Start [2] Foundation

TypoScript template Start [2] Foundation. See: Configuration/TypoScript/Foundation/

page

Prefix: page

Description:
<pre> page { includeCSS { startNormalize = EXT:start/Resources/Public/JavaScript/Libs/Foundation-5.5.1/css/normalize.css startFoundation = EXT:start/Resources/Public/JavaScript/Libs/Foundation-5.5.1/css/foundation.min.css } includeJSlibs { startModernizr = EXT:start/Resources/Public/JavaScript/Libs/Foundation-5.5.1/js/vendor/modernizr.js } includeJSFooter { startFastclick = EXT:start/Resources/Public/JavaScript/Libs/Foundation-5.5.1/js/vendor/fastclick.js startFoundation = EXT:start/Resources/Public/JavaScript/Libs/Foundation-5.5.1/js/foundation.min.js startFoundationClearing = \ EXT:start/Resources/Public/JavaScript/Libs/Foundation-5.5.1/js/foundation/foundation.clearing.js startFoundationInit = EXT:start/Resources/Public/JavaScript/Libs/foundation.js } includeJSFooterlibs { startJquery = EXT:start/Resources/Public/JavaScript/Libs/Foundation-5.5.1/js/vendor/jquery.js startJquery { forceOnTop = 1 } } } </pre>

start.lib.breadcrumbs

Prefix: start.lib

Property:	Data type:	Description:
breadcrumbs	array	<pre> start { lib { // Display breadcrumbs, if current page isn't root page breadcrumbs = HMENU breadcrumbs { // if rootpage uid isn't current page uid if = if { value { // rootpage uid data = leveluid:0 } equals { // current page uid data = page:uid } negate = 1 } includeNotInMenu = {\$start.foundation.breadcrumbs.includeNotInMenu} special = rootline special { range = 0 3 } wrap = <nav class="breadcrumbs"> </nav> 1 = TMENU 1 { noBlur = 1 NO = 1 NO { ATagTitle { field = description // abstract // subtitle // title } allWrap = stdWrap { htmlSpecialChars = 1 } } CUR < .NO CUR = 1 CUR { ATagParams = class="current" } } } } } tt_content.menu.20 { startFoundationBreadcrumbs < start.lib.breadcrumbs } </pre>

start.lib.gmenu

Prefix: start.lib

Property:	Data type:	Description:
gmenu	array	<pre> start { lib { gmenu < tt_content.menu.20.default gmenu { stdWrap { prepend > outerWrap = <ul class="side-nav" role="navigation" title="Link List"> } 1 > 1 = GMENU 1 { noBlur = 1 wrap = <ul class="inline-list"> NO = 1 NO { ATagTitle { field = description // abstract // subtitle // title } altImgResource { import = uploads/media/ import { field = media listNum = {\$start.ntalente.lib.gmenu.no.listNum} } } stdWrap { htmlSpecialChars = 1 } wrap = <li role="menuitem"> } // 150901, dwildt: RO wird ausgeführt, // aber in mouseover wird image von NO geschrieben! RO < .NO RO { altImgResource { import { listNum = {\$start.ntalente.lib.gmenu.ro.listNum} } } } } } gmenuFromDirs < .gmenu gmenuFromDirs { special = directory } } } tt_content.menu.20 { startGmenu < start.lib.gmenu startGmenuFromDirs < start.lib.gmenuFromDirs } </pre>

start.lib.iconbar

Prefix: start.lib

Property:	Data type:	Description:
iconbar	array	<pre> start { lib { iconbar < tt_content.menu.20.default iconbar { stdWrap { prepend > outerWrap = <div class="{start.foundation.iconbar.class}" role="navigation"> </div> } 1 > 1 = GMENU 1 { noBlur = 1 #wrap = NO = 1 NO { ATagTitle { field = description // abstract // subtitle // title } altImgResource { import = uploads/media/ import { field = media listNum = {start.foundation.iconbar.no.listNum} } } stdWrap { htmlSpecialChars = 1 } #wrap = ATagParams { wrap = class="first item" role="menuitem" * class="item" role="menuitem" * class="last item" role="menuitem" } } // 150901, dwildt: RO wird ausgeführt, // aber in mouseover wird image von NO geschrieben! RO < .NO RO { altImgResource { import { listNum = {start.foundation.iconbar.ro.listNum} } } } } } } iconbarFromDirs < .iconbar iconbarFromDirs { special = directory } } tt_content.menu.20 { startFoundationIconbar < start.lib.iconbar startFoundationIconbarFromDirs < start.lib.iconbarFromDirs } </pre>

start.lib.iconbarStart

Prefix: start.lib.iconbarStart

Property:	Data type:	Description:
10	array	<pre> start { lib { // iconBar, modals iconbarStart = COA iconbarStart { // iconbar: 10, 20, 30, 40, 50 10 = COA 10 { // isn't modal, is modal, 10 = COA 10 { if { isTrue = {\$start.foundation.iconbarStart.10.pid} } // isn't modal 10 = TEXT 10 { if { isFalse = {\$start.foundation.iconbarStart.10.modal} } value = <i class="{ \$start.foundation.iconbarStart.10.fi-class}"></i> typolink { parameter = {\$start.foundation.iconbarStart.10.pid} title = {\$start.foundation.iconbarStart.10.title} ATagParams = class="item" role="button" tabindex="0" aria- label="{ \$start.foundation.iconbarStart.10.aria-label}" } } // is modal 20 = TEXT 20 { if { isTrue = {\$start.foundation.iconbarStart.10.modal} } value = {\$start.foundation.iconbarStart.10.title} wrap (<i class="{ \$start.foundation.iconbarStart.10.fi-class}"></i>) } } 20 = COA 20 { ... -> Please inspect the code with the TypoScript Object Browser } 30 ... 40 ... 50 ... wrap = <div class="{ \$start.foundation.iconbarStart.class}" role="navigation"> </div> } // modals: 10, 20, 30, 40, 50 20 = COA 20 { ... -> See section start.lib.iconbarStart.20 below } } } } tt_content.menu.20 { startFoundationIconbarStart < start.lib.iconbarStart } </pre>

Prefix: start.lib.iconbarStart

Property:	Data type:	Description:
20	array	<pre> start { lib { // iconBar, modals iconbarStart = COA iconbarStart { // iconbar: 10, 20, 30, 40, 50 10 = COA 10 { ... -> See section start.lib.iconbarStart.10 above } // modals: 10, 20, 30, 40, 50 20 = COA 20 { 10 = COA 10 { if { .isTrue = {\$start.foundation.iconbarStart.10.modal} } 10 = TEXT 10 { value (<h1> Missing content </h1> <p> There isn't any proper id for this page.
 Or page doesn't have any content in the default column (colPos: 0).
 The used page id is #{ \$start.foundation.iconbarStart.10.pid }.
 Please configure [START - FOUNDATION - ICONBAR START].
 Please take the TypoScript Constant Editor. </p> <p> This is a prompt by the TYPO3 extension Start.
 Sorry for the trouble. </p>) } } stdWrap { override { cObject < styles.content.get cObject { select { pidInList = {\$start.foundation.iconbarStart.10.pid} } } } } wrap (<div id="modal10" class="reveal-modal" data-reveal aria- labelledby="modalTitle" aria-hidden="true" role="dialog"> &#215; </div>) } } 20 = COA 20 { ... -> Please inspect the code with the TypoScript Object Browser } 30 ... 40 ... 50 ... } } } tt_content.menu.20 { startFoundationIconbarStart < start.lib.iconbarStart } </pre>

start.lib.sidenav

Prefix: start.lib

Property:	Data type:	Description:
sidenav	array	<pre> start { lib { sidenav < tt_content.menu.20.default sidenav { stdWrap { prepend > outerWrap = <ul class="side-nav" role="navigation" title="Link List"> } 1 { NO { ATagTitle { field = description // abstract // subtitle // title } wrapItemAndSub = <li role="menuitem"> } ACT < .NO ACT = 1 ACT { wrapItemAndSub = <li role="menuitem" class="active"> } ACTIFSUB < .NO ACTIFSUB = 1 SPC = 1 SPC { stdWrap { cObject = TEXT cObject { value = <hr /> } } wrapItemAndSub = <li class="spc"> } } } sidenavFromDirs < .sidenav sidenavFromDirs { special = directory } } } tt_content.menu.20 { startFoundationSideNav < start.lib.sidenav startFoundationSideNavFromDirs < start.lib.sidenavFromDirs } </pre>

start.lib.topbar

Prefix: start.lib

Property:	Data type:	Description:
topbar	array	<pre> start { lib { // 1, 2, 3, 4, stdWrap, wrap topbar = HMENU topbar { 1 = TMENU 1 { expAll = 1 collapse = 0 noBlur = 1 stdWrap { ... -> Please use the TypeScript Object Browser } NO = 1 NO { ... -> Please use the TypeScript Object Browser } ACT < .NO ACT { ... -> Please use the TypeScript Object Browser } ACTIFSUB < .NO ACTIFSUB { ... -> Please use the TypeScript Object Browser } CUR < .NO CUR { ... -> Please use the TypeScript Object Browser } CURIFSUB < .NO CURIFSUB { ... -> Please use the TypeScript Object Browser } IFSUB < .NO IFSUB { ... -> Please use the TypeScript Object Browser } } 2 ... 3 ... 4 ... 5 ... 6 ... stdWrap { if { isTrue = {\$start.foundation.topbar.position} } wrap = <div class="{ \$start.foundation.topbar.position }"> </div> } wrap = <nav class="top-bar" data-topbar data- options="custom_back_text:false;is_hover: {\$start.foundation.topbar.is_hover};mobile_show_parent_link: {\$start.foundation.topbar.mobile_show_parent_link};"> </nav> } } } tt_content.menu.20 { startFoundationTopBar < start.lib.topbar } </pre>

Start [2] +Foundation Icons 3

TypoScript template Start [2] +Foundation Icons 3. See: Configuration/TypoScript/FoundationIcons/

page

Prefix: page

Property:	Data type:	Description:
includeCSS	array	<pre> page { includeCSS { startFoundationIcons = \ EXT:start/Resources/Public/Css/foundation-icons-3/foundation-icons.css } } </pre>

Start [8] +E-Mail

TypoScript template Start [8] +E-Mail. See: Configuration/TypoScript/EMail/

config

Constants

Prefix: start

Property:	Data type:	Description:
config	array	<pre> start { config { doctype = xhtml_strict removeDefaultJS = 1 } } </pre>

Setup

Prefix: -

Property:	Data type:	Description:
config	array	<pre> config { admPanel > baseURL > cache_clearAtMidnight > compressCss > compressJs > concatenateCss > concatenateJs > inlineStyle2TempFile = 0 spamProtectEmailAddresses > spamProtectEmailAddresses_atSubst > } </pre>

Page

Prefix: -

Property:	Data type:	Description:
page	array	<pre> page > // OVERRIDEN by: Start [8] +e-mail page = PAGE page { cssInline { // typo3.css, newsletter_01.css, start.css 10 = COA 10 { // typo3.css 10 = FILE 10 { file = typo3conf/ext/start/Resources/Public/Css/EMail/typo3.css } // newsletter_01.css 20 = FILE 20 { file = typo3conf/ext/start/Resources/Public/Css/EMail/newsletter_01.css } // start.css 30 = FILE 30 { file = typo3conf/ext/start/Resources/Public/Css/EMail/start.css } } } meta { viewport = width=device-width } 63148 > // start FLUIDTEMPLATES - overridden by Start [8] +e-mail 63148 = CASE 63148 { key { data = levelfield:-2,backend_layout_next_level,slide override { field = backend_layout } } default = TEXT default { ... -> Please inspect code with the TypoScript Object Browser } // One column: content start__newsletter_01 = FLUIDTEMPLATE start__newsletter_01 { ... -> Please inspect code with the TypoScript Object Browser } } } </pre>

start.strcuture.e-mail.content

Prefix: start.strcuture.e-mail

Property:	Data type:	Description:
content	array	<pre> // for proper comments only start { } // structure start = start { // for proper comments only structure { } // e-mail structure = structure { // for proper comments only e-mail { } // content e-mail = e-mail { // main (0) content = content { // CONTENT, stdWrap main = COA main { // table, select, stdWrap 20 < styles.content.get 20 { select { where = colPos=0 } stdWrap { required = 1 wrap { <table class="row"> <tr> <td class="wrapper last"> <table class="twelve columns"> <tr> <td> </td> <td class="expander"></td> </tr> </table> </td> </tr> </table>) } } } } } } </pre>

start.strcuture.e-mail.footer

Prefix: start.strcuture.e-mail

Property:	Data type:	Description:
footer	array	<pre> // for proper comments only start { } start = start { // for proper comments only structure { } // e-mail structure = structure { // for proper comments only e-mail { } // footer e-mail = e-mail { // main (21) footer = footer { main = COA main { // table, select, stdWrap 20 < styles.content.get 20 { select { where = colPos=21 } slide = -1 stdWrap { required = 1 wrap (<table class="row footer"> <tr> <td class="wrapper last"> <table class="twelve columns"> <tr> <td align="center"> <center> </center> </td> <td class="expander"></td> </tr> </table> </td> </tr> </table>) } } } } } } } </pre>

start.strcuture.e-mail.header

Prefix: start.strcuture.e-mail

Property:	Data type:	Description:
header	array	<pre> start { structure { // for proper comments only e-mail { } // header e-mail = e-mail { // main (11) header = header { // table, select, stdWrap //main < start.structure.header.bottom main = COA main { // header link 10 = TEXT 10 { value = Click here lang { de = klick' hier en = Click here } typolink { parameter { data = page:uid } #ATagParams = style="color:#2131AD;" extTarget = _blank target = _blank } noTrimWrap { stdWrap { cObject = TEXT cObject { value = <p class="webversion">Trouble with this newsletter? for the web view.</p> lang { de = <p class="webversion">Probleme mit diesem Newsletter? Dann für die Webansicht.</p> en = <p class="webversion">Trouble with this newsletter? for the web view.</p> } } } } } // table, select, stdWrap 20 < styles.content.get 20 { select { where = colPos=11 } slide = -1 } wrap (<table class="row header"> <tr> ... -> Please insepect code with the TypoScript Object Browser </tr> </table>) } } } } } </pre>

tt_content.image.20

Prefix: tt_content.image.20

Property:	Data type:	Description:
layout	array	<pre> ## images tt_content.image { 20 { layout { # above-center default { value (<table class="row"> <tr> <td class="wrapper last"> <table class="twelve columns"> <tr> <td> <div class="csc-textpic csc-textpic-center csc- textpic-above###CLASSES###"> ###IMAGES### ###TEXT### </div> </td> <td class="expander"></td> </tr> </table> </td> </tr> </table> </tr> </table>) override (<table class="row"> <tr> <td class="wrapper last"> <table class="twelve columns"> <tr> <td> <div class="csc-textpic csc-textpic-responsive csc- textpic-center csc-textpic-above###CLASSES###"> ###IMAGES### ###TEXT### </div> </td> <td class="expander"></td> </tr> </table> </td> </tr> </table> </tr> </table>) } # above-right 1 = TEXT 1 { ... -> Please insepct code with the TypoScript Object Browser } # above-left 2 ... # below-center 8 ... # below-right 9 ... # below-left 10 ... # intext-right 17 ... # intext-left 18 ... 25 ... 26 ... } } </pre>

Start [9] Debug

TypoScript template Start [9] Debug. See: Configuration/TypoScript/Debug/

page.99999

Prefix: page

Property:	Data type:	Description:
99999	array	<pre> page = PAGE page { 99999 = TEXT 99999 { data = levelfield:-2,backend_layout_next_level,slide override { field = backend_layout } split { token = start__ 1 { current = 1 wrap = } } wrap = {\$start.fluid.path.templates} .html } } </pre>

Adapt Start to your needs

CSS

Recommended: EXT:startcustomer

Control a lot of CSS properties by the extension Start TYPO3 Responsive Customer (startcustomer):

- Install and enable Start TYPO3 Responsive Customer (startcustomer)
- Include the static template Start Customer [1]

See details at

- TYPO3 repository: <http://typo3.org/extensions/repository/view/startcustomer/>
- the PDF manual: <http://start-typo3-responsive.de/typo3conf/ext/startcustomer/doc/manual.pdf>

Own CSS file

Include your CSS file like in the snippet below.

```
page.includeCSS {
    myOwnCSS = fileadmin/myown.css
}
```

HTML

Backend Layouts and Grid Layouts

Mix Backend Layouts and Grid Layouts like you need it.

Fluid Templates

Use your own fluid templates. See Constant Editor > START – TEMPLATES* on page 23 above.

Helpful suggestions and benefits

Forum

If you have helpful suggestions, feel free to publish any question, bug or code snippet on

- Start TYPO3 Responsive! forum at <http://forum.start-typo3-responsive.de/>

Posts are welcome in English and German.

Packages for Sponsors

Your donation and sponsoring is welcome.

Please order a package for sponsors at

- <http://start-typo3-responsive.de/sponsoring/>

Fun – 50 EUR



You like to treat the Start TYPO3 Responsive! project.
 You don't expect any equivalent. No logo. No service.
 Throw 50 EUR or any other old sum into the cash box.
 You will get a receive. You can set the amount off against tax liability.

Logo – 150 EUR



You are treating the Start TYPO3 Responsive! project and you like to be a guide for others.
 Your logo will appear in the manual, at the website and in the extension manager of Start TYPO3 Responsive!
 The period of validity is limited to one year.
 You will get a receive. You can set the amount off against tax liability.
 You can pay more than 150 EUR.

Patron – 500 EUR



You are the patron. You are treating Start TYPO3 Responsive! project and you like to pay the developer more than best for two hours service.
 Your logo will appear in the manual, at the website and in the extension manager of Start TYPO3 Responsive!
 You can book the developer of the Organiser for two hours.
 The period of validity for both – the logo and the two hours – is limited to one year. If you don't use the two hours in this period, you will lost it.
 You will get a receive. You can set the amount off against tax liability.
 You can pay more than 500 EUR.

Further Information

Website

- <http://start-typo3-responsive.de/>

Manual in PDF

You find this manual and the tutorial in PDF format at

- <http://start-typo3-responsive.de/typo3conf/ext/startcustomer/doc/manual.pdf>

Development

Bugtracker

See <https://forge.typo3.org/projects/extension-start/issues>

SVN Repository

Checkout / Download

Latest version / Specific version

```
your@server:/path/to/typo3conf/ext# svn co http://die-netzmacher.de/svn/start/tags/x.x.x start1
```

Developer version - not recommended!

```
your@server:/path/to/typo3conf/ext# svn co http://die-netzmacher.de/svn/start/trunk start
```

Update

```
your@server:/path/to/your/typo3conf/ext/start# svn update
```

Responsive Framework Foundation

- <http://foundation.zurb.com/>

Professional Support

If you need professional support, please contact the Developer:

- Dirk Wildt
<http://wildt.at.die-netzmacher.de/>

E-Mails are welcome in English and German.










Credits

Credits to Charles Brunet, who develops the extension "Foundation framework" (cb_foundation).²

¹ x.x.x: See <https://tickets.die-netzmacher.de/projects/start/repository/show/tags>

² http://typo3.org/extensions/repository/view/cb_foundation/

Other extensions published by Die Netzmacher

-  +AOE Linkhandler Configurator: Configure the AOE linkhandler supported by userinterfaces. Out-of-the-box templates for cal, org, tt_news and tt_products. Don't edit page TSconfig any longer.
<http://typo3.org/extensions/repository/view/linkhandlerconf/>
-  autositemap: A smart site-map optimised for the footer. It groups menus in columns. Great menus will get two columns. Configuration is based on TypoScript HMENU.
<http://typo3.org/extensions/repository/view/autositemap/>
-  Browser – TYPO3 without PHP. Develop your TYPO3 extension 8 times faster! You need one line TypoScript for a result list with a search form, a record browser and an index browser. Images are wrapped self-acting. SEO, Search Engine Optimization, is integrated. <http://typo3-browser.de/>
-  Caddy – the TYPO3 shopping cart. You can use it for your own needs. You need a database with products or any other items only. You can install Caddy out of the box with one mouse click – see Quick Shop below.
<http://typo3-caddy.de/>
-  Deal! – TYPO3 Quick Shop interface for the marketplace ebay. Manage all items with TYPO3 and publish it on ebay. Amazon is under construction.
<http://typo3-deal.de/>
-  Duty – collection of helpful scheduler tasks. Here: remove deprecated files from directories.
<http://typo3.org/extensions/repository/view/duty/>
-  Flip it! offers lovely and smooth page flip transitions. It enables you to run over pages in PDF documents like in a real magazine. It is based on flash. Flipt it! can convert PDF documents to swf files automatically.
<http://typo3.org/extensions/repository/view/flipit/>
-  Jobmarket is a catalogue with job offers. Views, the a-z-browser, the page-browser, the search, social bookmarks and a lot of other stuff can configured by the Browser plugin with the mouse.
<http://typo3-job-market.de/>
-  Organiser – TYPO3 for the lobby and the organisers. Handle news, events, staff, headquarters, locations, workshops and a calendar with one extension. Sell online tickets! Install the Organiser with one mouse click!
<http://typo3-organiser.de/>
-  Quick Shop – the fastest shop in the history of TYPO3. Install it with one mouse click! Quick Shop is based on the browser (see above) and powermail.
<http://typo3-quick-shop.de/>
-  PDF Controller: Offer a TYPO3 page for PDF download. Individual layout with background PDF file. TYPO3 sessions are supported. Handling of responsive backend layouts and grid elements possible. PDF engine is TCPDF.
<http://typo3-pdfcontroller.de/>
-  Radial Search (Umkreissuche) – Enable the browsing through your data by geo location. 'Your data must have a latitude and a longitude. Address data can geocoded automatically by the Browser - TYPO3 without PHP.
<http://typo3.org/extensions/repository/view/radialsearch/>
-  Route – Publish your routes with GoogleMaps or OpenStreetMap. Routes have points of interest (POI). You can categorise and filter both: routes and POI. Address data can geocoded automatically.
<http://typo3-route.de/>
-  seo_dynamic_tag: Search Engine Optimization for the title tag, the canonical tag and the meta tags author, description and keywords. Configuration by a user interface.
http://typo3.org/extensions/repository/view/seo_dynamic_tag/
-  Slick - jQuery Carousel: Fully responsive. Scales with its container. Separate settings per breakpoint. Uses CSS3 when available. Swipe enabled. Desktop mouse dragging. Infinite looping. Fully accessible.
<http://typo3-slick.de/>
-  Start extends TYPO3 with the responsive framework Foundation (Zurb). Provides a dozen ready-to-use backend layouts and some grid-layouts. Template is included for a responsive newsletter. Based on the responsive framework Foundation (Zurb). <http://start-typo3-responsive.de/>
-  TSconfig Pages and Users by extManager (extkey: tsconf): Configure the the eight most commonly used TSconfig properties with the mouse - like page tree uids, activated extended view, activated clipboard, ...
<http://typo3.org/extensions/repository/view/tsconf/>

Known Bugs

See <https://forge.typo3.org/projects/extension-start/issues>

Change Log

- 2.4.0 **Improvement**
 - * #i0063: Update for TYPO3 7.6
- 2.3.1 **New Feature**
 - * #i0062: viewport is configurable by the Constant Editor
- 2.3.0 **New Feature**
 - * #71476: Print Template**Improvement**
 - * #i0061: Backend layouts: theme gold is removed
- 2.2.1 **New Feature**
 - * #i0060: config.htmlTag_setParams
- 2.2.0 **New Feature**
 - * #i0059: Thumbnails Menu
- 2.1.2 **Improvement**
 - * #i0057: Extension description
- 2.1.1 **Publishing**
 - * #i0056: Publishing
- 2.1.0 **New feature**
 - * #i0051: Foundation for e-mails: <http://zurb.com/ink/>
 - * Backend layout: newsletter basic**Improvement**
 - * #i0055: state is moved from experimental to beta
 - * #i0054: Extension icon
 - * #i0053: New: config.absRefPrefix
 - * #i0052: Removed: typoscript template for df_foundation5
 - * #i0050: Grid layouts are set to hidden:
 - * Foundation Accordion & Tabs
 - * Foundation Sections
 - * Foundation Slider-Orbit
 - * #i0049: New: config.typolinkEnableLinksAcrossDomains
- 2.0.2 **New Feature**
 - * #i0047: Icon Bar Start
 - Among others:
 - * New constant: start.foundation.iconbarStart.class**Improvement**
 - * #i0048: New: config.doctype
- 2.0.1 **Improvement**
 - * #i0046: TypoScript file structure. Here: Gridelements
- 2.0.0 **Improvement**
 - * #i0045: Foundation extension is moved
 - from df_foundation5 to cb_foundation
- 1.1.6 **Improvement**
 - * #i0044: All df_foundation5.enableJs-features are disabled
- 1.1.5 **New Feature**
 - * #i0043: Search engine optimisation for pages
 - * author
 - * description
 - * keywords
- 1.1.4 **New Feature**
 - * #i0042: Foundation Icon Bar
 - * #i0041: Gmenu
 - * #i0040: New constant: config.cache_clearAtMidnight
 - * #i0039: 5th and 6th level for top bar
 - * #i0038: New constant: breadcrumbs.includeNotInMenu**Improvement**

- * #i0040: config.admPanel = 1
- * #i0036: Remove redundant TypoScript
- Bugfix**
- * #i0037: Constant editor: wrong type
- 1.1.3 **Improvement**
- * #i0035: die-netzmacher.ico added
- 1.1.2 **Bugfix**
- * #i0034: config: compress* and concatenate* added
- 1.1.1 **Feature**
- * #i0033: Config properties are configurable by the Constant Editor
- * #i0031: Foundation Top Bar (configurable by Constant Editor)
- * #i0030: Foundation Side Nav from directories
- * #i0029: Foundation Side Nav
- * #i0026: Gridelements flexform: individual class: Large. medium and small are configurable.
- * #i0025: Fluidtemplates settings: classes
- * #i0024: CSS netzmacher is added
- * #i0022: gridelement with one column
- * #i0021: df_foundation5 foundation lib items for tt_content menu
- * #i0020: static template for df_foundation5
- * #i0019: static template for gridelements
- Improvement**
- * #i0032: Backend layouts are improved
- * #i0028: Foundation update from 5.4.7 to 5.5.1
- * #i0027: Backend layouts: theme gold is disabled
- * #i0023: fluidtemplates got a stdWrap
- Bugfix**
- * #i0032: autoplaySpeed is moved to autoplaySpeed
- 1.1.0 **Feature**
- * #i0018: state is set to experimental
- * #i0017: foundation-icons-3 added
- 1.0.3 **Bugfix**
- * #i0016: Clean up ext_localconf.php
- 1.0.2 **Feature**
- * #i0015: TYPO3 7.0
- 1.0.1 **Feature**
- * #i0014: Debug TypoScript 99999
- 1.0.0 **Feature**
- * #63148: COA id for fluidtemplate
- * #i0013: TYPO3 4.x compatibility isn't possible because of backend layout data provider
- Development**
- * #i0012: Clean up
- * #i0011: Dataprovider for backend-layouts
- 0.3.0 **Development**
- * #i0010: Some Foundation Features are integrated as grid elements.
Database records and icons have to install manually for
 - * backend_layout
 - * tx_gridelements_backend_layout
- 0.2.0 **Development**
- * #i0009: ext_tables_static+adt.sql
 - * Records for
 - * backend_layouts
 - * tx_gridelements_backend_layout
 - * Icons in
 - * Resources/Public/uploads
 - * media
 - * tx_gridelements
- * #i0008: Improved Manual
- * #i0007: Available for TYPO3 6.2
- 0.1.0 **Development**

* #i0006: Update for extbase and fluid

0.0.5 **Development**

* #i0005: Powermail section: tab -> auto

0.0.4 **Feature**

* #i0004: Move input-"buttons" to real buttons

0.0.3 **Feature**

* #54859. Powermail for Foundation

0.0.2 **Improvements**

* #i0003: manual

* #i0002: lib/icons/start_90x80.gif

0.0.1 **Initial Release**

Illustration index

Illustration 1: http://start-typo3-responsive.de/	3	28: Bronze: MAIN Right	11
Illustration 2: http://die-exen.de/	3	29: Left MAIN Right	11
Illustration 3: http://die-netzmacher.de/	3	30: Silver: Top MAIN	11
Illustration 4: http://neukoellner-talente.de/	3	31: Top MAIN Bottom	11
Illustration 5: http://start-typo3-responsive.de/	3	32: MAIN Bottom	11
Illustration 6: http://die-exen.de/	3	33: Newsletter	11
Illustration 7: http://die-netzmacher.de/	3	Illustration 34: Top-Bar	12
Illustration 8: http://neukoellner-talente.de/	3	Illustration 35: Breadcrumbs	12
Illustration 9: User interface with 11 forms	4	Illustration 36: Icon-Bar	13
Illustration 10: Extended user interface	4	37: 1 column	14
Illustration 11: Icon-Bar Start	4	38: 2 columns	14
12: Default	5	39: 3 columns	14
13: Simple: Main Right	5	40: 4 columns	14
14: Bronze: Main	5	41: 5 columns	14
15: Silver: Top Botom	5	42: 6 columns	14
16: Newsletter	5	Illustration 43: Without any frame	15
17: 1 column	5	Illustration 44: Panel	15
18: 2 columns	5	Illustration 45: Callout	15
19: 6 columns	5	Illustration 46: A modal	16
20: Bronze: MAIN	10	Illustration 47: Visibility classes	17
21: Default	11	48: Desktop	17
22: Simple: MAIN	11	49: Smartphone	17
23: Simple: Left MAIN	11	Illustration 50: Flexible Video in the Backend	17
24: Simple: MAIN Right	11	Illustration 51: Responsive Newsletter	18
25: Left MAIN Right	11	52: Newsletter	19
26: Bronze: MAIN	11	Illustration 53: Foundation Icons	22
27: Bronze: Left MAIN	11		

Alphabetical Index

Backend Layout	10	templates	23	63148	25
Newsletter	19	Forum	47	99999	45
Breadcrumbs	12	Foundation	49	author	24
Bugtracker	49	Breadcrumbs	31	bodyTagCObject	24
Callout		includeNotInMenu	21	debug	45
Sample	15	Configuration	8	description	24
Config	24	Flexible Video	17	favicon	21
absRefPrefix	20	gmenu	21, 32	fluid	
admPanel	20	Home	22	63148	25
baseURL	20	Iconbar	21, 33	start__bronze_01	25
clearAtMidnight	20	Contact data	22	includeCSS	30, 38
disablePrefixComment	21	Home	22	includeJSFooter	30
doctype	20	News	22	includeJSFooterlibs	30
headerComment	20	Newsletter	22	includeJSlibs	30
htmlTag_langKey	20	Shop	22	keywords	24
htmlTag_setParams	52	IconbarStart	22, 35	meta	24
inlineStyle2TempFile	21	icons	38	Pages	23
language	20	Modal	22	contact	23
locale_all	20	RTE-Editor	17	footer	23
Menu	52	Sidenav	36	news	23
pageTitleFirst	20	Topbar	22, 37	root	23
prefixLocalAnchors	20	Visibility classes	17	shop	23
removeDefaultJS	21	Grid Elements	7, 29	Panel	
spamProtectEmailAddresses	21	Import	9	Sample	15
spamProtectEmailAddresses_atSubst .	21	Installation	7	Print Template	52
tx_realurl_enable	20	Nested Grid Layout	14	Real URL	
typolinkEnableLinksAcrossDomains ...	20	Sample	14	tx_realurl_enable	20
viewport	52	HTML		SEO	
CSS		Customising	46	author	23
compress	20	Fluid Templates	46	description	23
concatenate	20	Icon Bar		keywords	23
Customising	46	Modal	16	Sidenav	12
file	46	Iconbar		Sponsoring	48
inlineStyle2TempFile	21	Sample	13	package	48
startcustomer	46	Installation	7	Start	
Visibility classes	17	Foundation	7	Customising	46
Customising		Grid Elements	7	Grid Elements	29
CSS	46	Javascript		startcustomer	8, 46
Fluid Templates	46	compress	20	structure	
HTML	46	concatenate	20	content	26
startcustomer	46	removeDefaultJS	21	footer	27
Development		Menu		header	28
SVN Repository	49	Thumbnails	52	Support	49
Documentation		Modal	22	contact	49
PDF	49	Icon Bar	16	Developer	49
E-mail		Sample	16	Topbar	12
spamProtectEmailAddresses	21	Navigation		TypoScript	
spamProtectEmailAddresses_atSubst .	21	breadcrumbs	21	CSS Styled Content	8
EXT		Breadcrumbs	31	Foundation framework	8
startcustomer	8, 46	gmenu	21, 32	Grid Elements	29
Fluid	24	Iconbar	13, 21, 33	Gridelements	8
Customising	46	IconbarStart	22, 35	Newsletter	18
layouts	23	Sidenav	12, 36	Start	8
partials	23	Topbar	12, 22, 37	Start Customer	8
		Newsletter	18	startcustomer	8
		Backend Layout	19		
		Page			